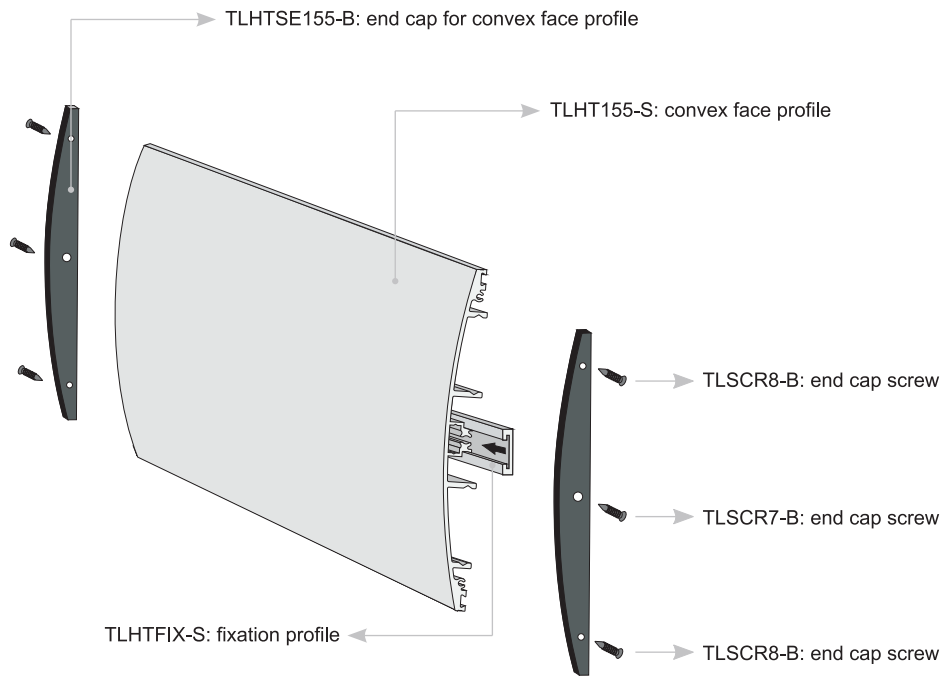




CLEARPATH[®]
SIGNAGE SYSTEMS

Hi-Tech[™] flat



End Caps
Standard Colors
- Black
- Grey


- 1 Screws and drywall anchors
- 2 Double Sided VHB tape
- 3 Glue

Mounting Possibilities
Wall Applications
Note: Glue and tape are for indoor applications only.


assembly instructions




Hi-Tech® Square Profile Wall Frame



1. Mount the anti-vandalism fixation profile (TLHTFIX) to the wall with screws or adhesive.
Note: when mounting with screws please countersink a hole in the fixation profile to be flush with your screw head.



2. Slide the convex face profile into the grooves on the fixation profile.



3. Screw caps onto ends of sign.