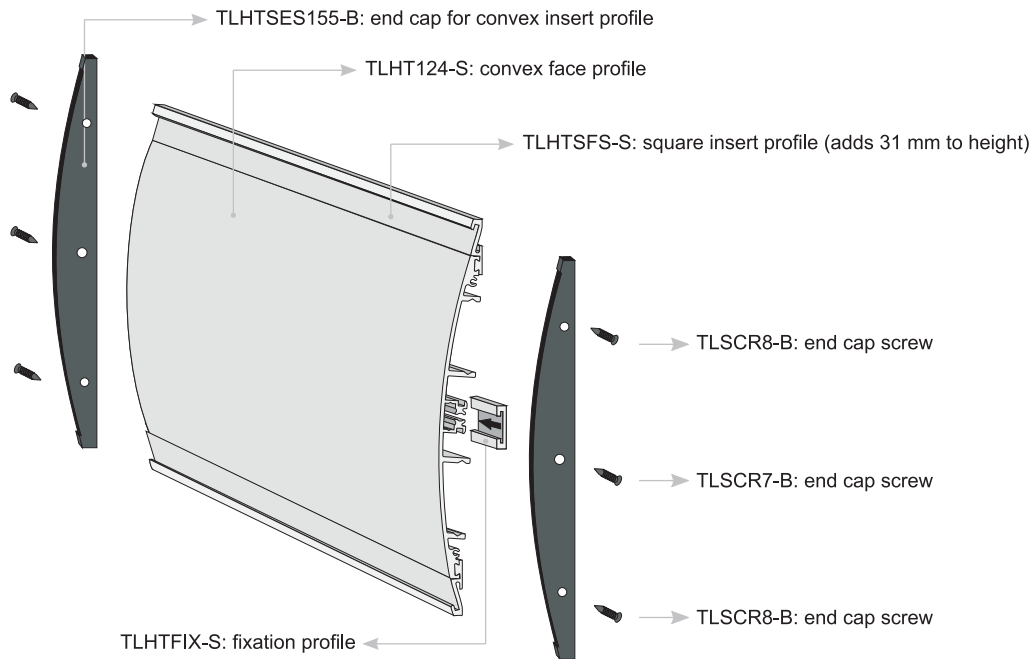




**CLEARPATH**<sup>®</sup>  
SIGNAGE SYSTEMS

# Hi-Tech<sup>™</sup>

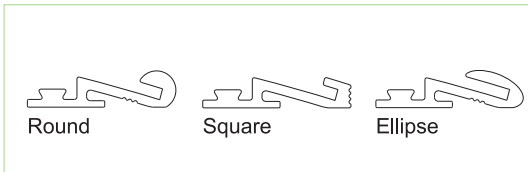
round, square, ellipse profiles



**End Caps**  
Standard Colors  
- Black  
- Grey

- 1 Screws and drywall anchors
- 2 Double Sided VHB tape
- 3 Glue

**Mounting Possibilities**  
Wall, Cubicle, Door  
Note: Glue and tape are not recommended for exterior applications.




Edge Profile Diagrams


assembly instructions




Hi-Tech® Square Profile Wall Frame




1. Mount the anti-vandalism fixation profile (TLHTFIX) to the wall with screws or adhesive.  
Note: when mounting with screws please countersink a hole in the fixation profile to be flush with your screw head.



2. Slide the convex face profile into the grooves on the fixation profile.



3. Slide the insert profile edges into the grooves on the convex face profile.



4. Screw end caps onto ends of sign.

### Square Insert Profiles

Item Code	Profile Height		Material Height	
TLHT93	3.66"	93 mm	3.50"	89 mm
TLHT124	4.88"	124 mm	4.80"	122 mm
TLHT155	6.10"	155 mm	5.98"	152 mm
TLHT186	7.32"	186 mm	7.17"	182 mm
TLHT217	8.54"	217 mm	8.39"	213 mm
TLHT248	9.76"	248 mm	9.61"	244 mm

### Ellipse & Round Insert Profiles

Item Code	Profile Height		Material Height	
TLHT93	3.66"	93 mm	3.44"	87.5 mm
TLHT124	4.88"	124 mm	4.74"	120.5 mm
TLHT155	6.10"	155 mm	5.93"	150.5 mm
TLHT186	7.32"	186 mm	7.11"	180.5 mm
TLHT217	8.54"	217 mm	8.33"	211.5 mm
TLHT248	9.76"	248 mm	9.54"	242.5 mm
TLHT297	11.69"	297 mm	11.56"	293.5 mm

Insert profiles accept any flexible material (engrivable plastic, acrylic, digitally printed materials, clear lens, etc.) with a thickness up to 1/16" (1.75 mm).