



**CLEARPATH**<sup>®</sup>  
SIGNAGE SYSTEMS


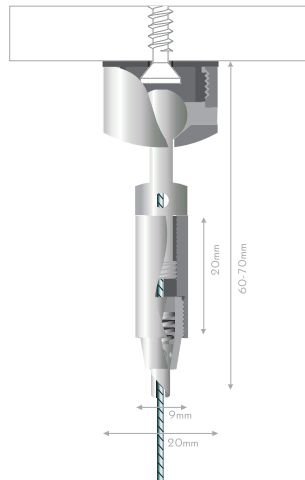
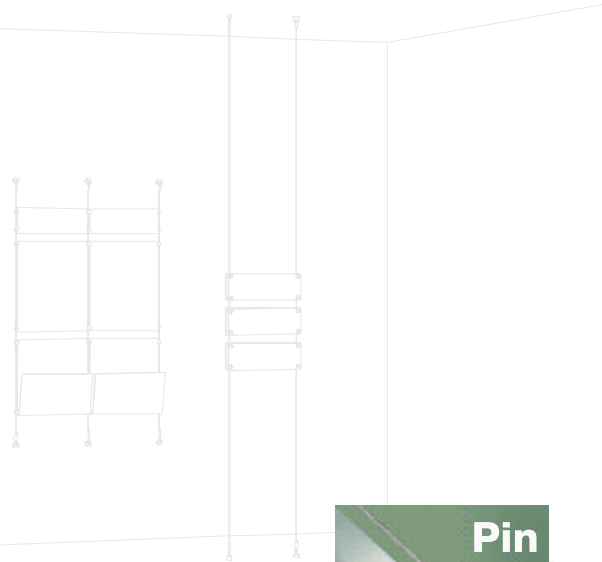
# Fly Mini™

**FISSO**

*Designed as a compact information delivery system, the FLY mini's wall, floor, ceiling and panel components work together both simply and elegantly.*

**Features:**

- » Material: anodized aluminum.
- » Application: indoor weatherable.
- » Installation Method: drywall anchor.
- » Recommended Load per piece:
  - 11 lbs. / 5 kg (Pin & Hold).
  - 22 lbs. / 10 kg (Plus Mini).
  - Max load: 44lbs. / 20 kg.
- » Cable not included. Recommended cable for suspension: AFILIX25 (0.047" / 1.2 mm).
- » Assembly kit included.



**Pin**



**Hold**



**Cable**



**Plusmini**

mounting fixtures