



CLEARPATH

SIGNAGE SYSTEMS®

Maxi™


FISSO®

Maxi™ stand-offs are a great option for large-scale and exterior application signage.

Ideal for allowing the designer to highlight the fixture as part of the sign design.

Features:

- » Material: high quality electroplated brass
- » Tamper resistant feature: locking set screw
- » Indoor and outdoor weatherable
- » Installation method: drywall screws & anchors
- » Recommended load per piece: 22 lbs / 10 kg
- » 0.35" holes required in signage substrate
- » Substrate thickness: 0-0.59" / 0-15 mm
- » Sold in packs of four
- » Assembly kit included



Diameter	Cap Height / Barrel Length	Item Code
0.98" [25.0 mm]	0.14" / 0.98" [3.5 mm] / [25.0 mm]	FM2525AR (satin silver)
0.98" [25.0 mm]	0.14" / 0.98" [3.5 mm] / [25.0 mm]	FM2525CM (chrome)


finishes:



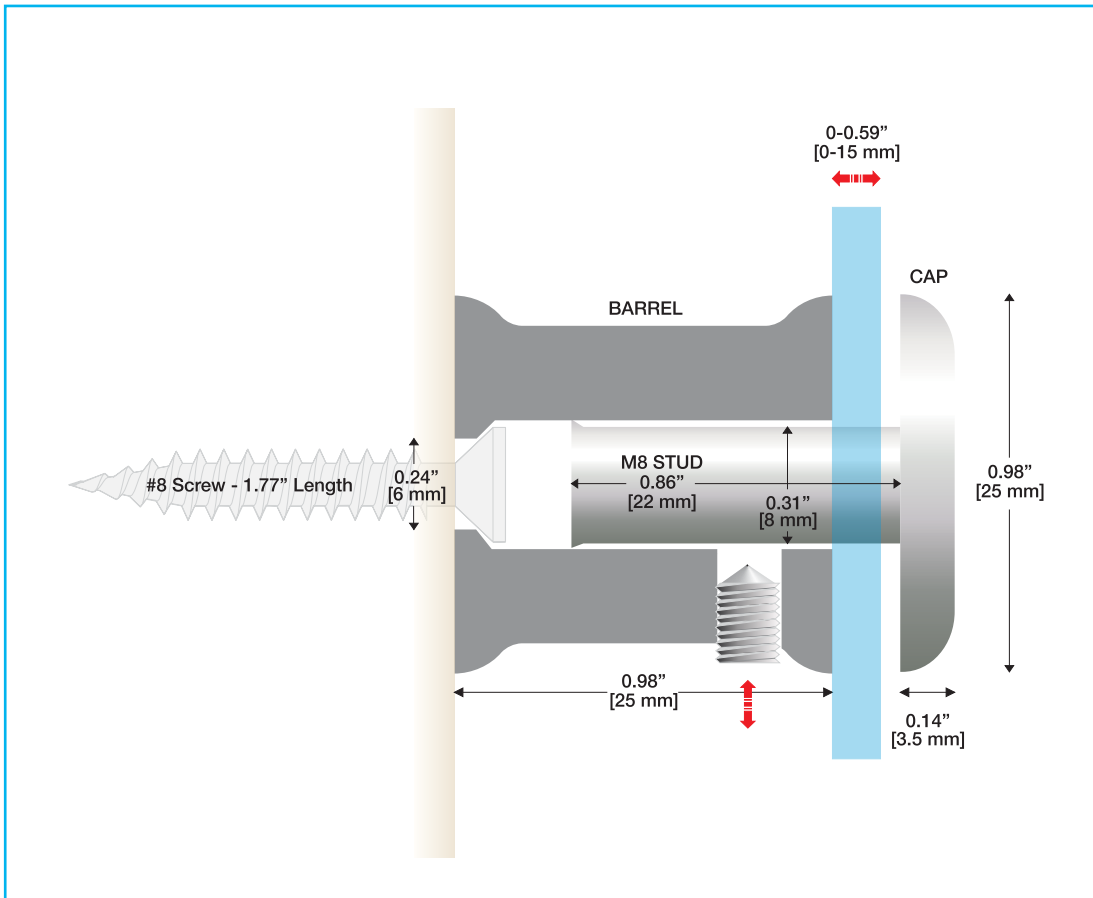
stand-offs



Actual Size



Scale: 2x



stand-offs