







CLEARPATH[®]
SIGNAGE SYSTEMS

portico[™]
poly frame system

KEY

-  *Outside Frame Edge* 2 3/8" x 12 3/8"
-  *Sign Substrate Dimension* 1.915" x 11.915"
- Sign Substrate Thickness* 1/16"
-  *Inside Frame Edge* 2" x 12"



portico poly frame collection