








**CLEARPATH**<sup>®</sup>  
SIGNAGE SYSTEMS

portico<sup>™</sup>  
poly frame system

**KEY**

-  *Outside Frame Edge*      4 3/8" x 8 3/8"
-  *Sign Substrate Dimension*      3.915" x 7.915"
-  *Sign Substrate Thickness*      1/16"
-  *Inside Frame Edge*      4" x 8"



portico poly frame collection