







CLEARPATH[®]
SIGNAGE SYSTEMS

portico[™]
poly frame system

KEY

	<i>Outside Frame Edge</i>	6 3/8" x 12 3/8"
	<i>Frame Corner Radius</i>	1/2"
	<i>Sign Substrate Dimension</i>	5.915" x 11.915"
	<i>Sign Substrate Thickness</i>	1/16"
	<i>Inside Frame Edge</i>	6" x 12"



portico poly frame collection