




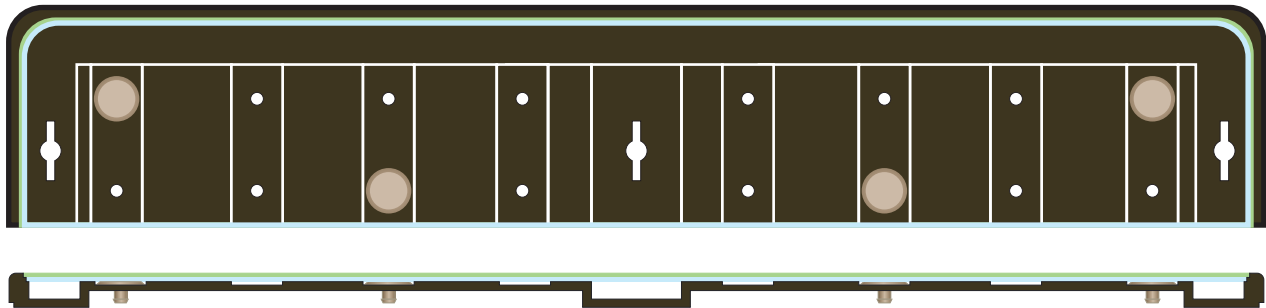


CLEARPATH[®]
SIGNAGE SYSTEMS




portico[™]
poly frame system

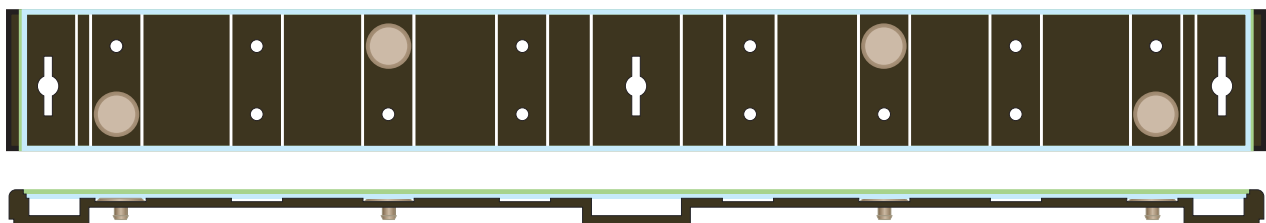
KEY

	<i>Outside Frame Edge</i>	18 3/8" x varies
	<i>Frame Corner Radius</i>	1/2"
	<i>Sign Substrate Dimension</i>	17.915" x varies
	<i>Sign Substrate Thickness</i>	1/16"
	<i>Inside Frame Edge</i>	18" x varies



KEY

	<i>Outside Frame Edge</i>	18 3/8" x varies
	<i>Frame Corner Radius</i>	1/2"
	<i>Sign Substrate Dimension</i>	17.915" x varies
	<i>Sign Substrate Thickness</i>	1/16"
	<i>Inside Frame Edge</i>	18" x varies



portico poly frame collection