

SNAP LOCK TECHNOLOGY

Snap Lock Technology was developed to assist in easy sign face insertion, removal, and replacement.

The positive locking button snaps securely into the frame slot. Each snap lock has a pressure sensitive adhesive tab to hold the sign insert securely in place and provide tamper-resistant signage.

The combined technology of the Snap Lock and Portico poly frame is a designer's first choice for a reliable frame system.


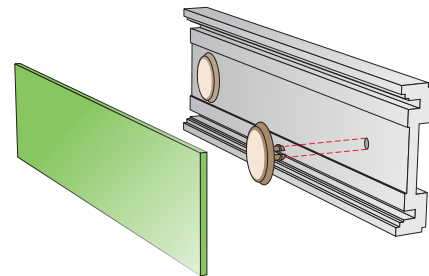
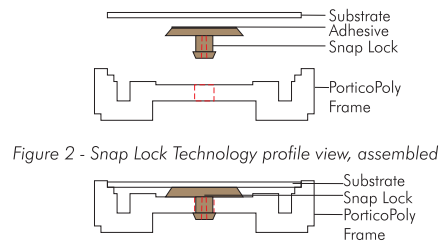


Figure 1 - Snap Lock Technology profile view

Figure 3 - Snap Lock Technology 3-D view



mounting

Traditionally, signs have been mounted directly to the wall using double sided tape. While this works, it is less than an ideal solution in the long run when the signage needs to be updated, or a wall needs to be repainted. Rowmark has simplified this process by engineering a keyhole constructed mounting structure.

Here's how it works:

The frame hangs by the keyholes on standard screws and drywall anchors, or whatever hardware is appropriate for your project. When it is time to replace or repaint around the sign, pull the sign insert out with a suction cup, loosen the screws and remove the frame from the wall.

Quick, easy, and the wall and signage stays in tact.

